

PRIM

NAUR



PRIM

TERM



CONNECT

Mr. Mahmoud Hefny  
0113761433



Busy Bee



MR. MAHMOUD HEFNY







Date :-  
Signature :-

# Hand Writing



جمل

عروسة

C

c

Camel

D

d

Doll

C

c

Camel

D

d

Doll

C

c

Camel

D

d

Doll

C

c

camel

D

d

doll





Date :-  
Signature :-

# Hand Writing



بيضة



أبي

E

e

Egg

F

f

Father

E

e

Egg

F

f

Father

E

e

Egg

F

f

Father

E

e

egg

F

f

Father









Date :-  
Signature :-

# Hand Writing



حبر



جاكيت

I

i

Ink

J

j

Jacket

I

i

Ink

J

j

Jacket

I

i

Ink

J

j

Jacket

I

i

ink

J

j

jacket







Date :-  
Signature :-

# Hand Writing



مفتاح

أسد

K

k

Key

L

ل

Lion

K

k

Key

L

ل

Lion

K

k

Key

L

ل

Lion

K

k

Key

L

ل

Lion





Date :-  
Signature :-

# Hand Writing



قمر

أنف

M m

Moon

N n

Nose

M m

Moon

N n

Nose

M m

Moon

N n

Nose

M m

moon

N n

nose







Date :-  
Signature :-

# Hand Writing



برتقالة

قلم رصاص

O

o

Orange

P

p

Pencil



Orange



Pencil



Orange



Pencil



Orange



pencil





Date :-  
Signature :-

# Hand Writing



ملكة



أرنب

Q

q

Queen

R

r

Rabbit

Q

q

Queen

R

r

Rabbit

Q

q

Queen

R

r

Rabbit

Q

q

queen

R

r

rabbit







Date :-  
Signature :-

# Hand Writing



نجمة

شجرة

S

s

Star

T

t

Tree

S

s

Star

T

t

Tree

S

s

Star

T

t

Tree

S

s

Star

T

t

Tree










Date :-  
Signature :-

# Hand Writing



شباك



صندوق

W

w

Window

X

x

Box

W

w

Window

X

x

Box

W

w

Window

X

x

Box

W

w

window

X

x

box









with my best wishes,  
**Mr. Mahmoud Hefny**



مستتر / محمود هفني

01113761433

01155211718



**Mr. Mahmoud Hefny**  
 NouR 01113761433



14





Unit

1



HELLO

أهلاً



●\* لاحظ وخلي بالك كويس :

●\* لما نيجي نسأل واحد عن اسمه نقول :

●\* What's your name? ما اسمك؟

●\* Hello . I`m Amira . أهلاً أنا أميرة .



Hello . I`m Mr. Mahmoud.  
What`s your name ?

Hello . I`m Nour



Mr. Mahmoud Hefny  
NouR 01113761433

15



Date :-  
Signature :-

# Hand Writing



أنا هاني

أنا هانا

أنا يوسف

أنا أميرة

I`m Hany

I`m Hana

I`m Youssef

I`m Amira

I`m Hany

I`m Hana

I`m Youssef

I`m Amira

I`m Hany

I`m Hana

I`m Youssef

I`m Amira

I`m Hany

I`m Hana

I`m Youssef

I`m Amira

I`m Hany

I`m Hana

I`m Youssef

I`m Amira





PRIM



NOUR



Phonics



B



Learn Sounds with Busy Bee

It's...



It's...



bag

book

It's...



It's...



It's...



أزرق



bus

blue

bee

هذا يكون ...

Use It's .....

It's bag.  
It's book.



Mr. Mahmoud Hefny  
NouR 01113761433





Date :-  
Signature :-

# Hand Writing



حقيبة

كتاب

اتوبيس

أزرق

نحلة

bag

book

bus

blue

bee

bag

book

bus

blue

bee

bag

book

bus

blue

bee

bag

book

bus

blue

bee

bag

book

bus

blue

bee




**1- Match :**

- 1 blue •
- 2 bus •
- 3 bag •
- 4 bee •
- 5 book •



أزرق




**2- Listen and answer Yes \ No :-**

- 1- It is bag. 
- 2- It is book . 
- 3- It is bus . 

**3- Look and Circle :**



Hana  
Youssef



bag  
book



bus  
book



blue  
bag



bus  
bee

**4- Finish :-**

A B .... E G I ....





PRIM



NOUR




# I CAN FOLLOW RULES



Open your book! افتح كتابك!

Close your book! اغلق كتابك!



Close your bag! افتح حقيبتك!

open your bag! افتح حقيبتك!



Play يلعب

Shake hands! يسلم








Date :-  
Signature :-

# Hand Writing



يفتح

يغلق

يلعب

يسلم

Open

Close

Play

Shake hands

Open

Close

Play

Shake hands

Open

Close

Play

Shake hands

Open

Close

Play

Shake hands

Open

Close

Play

Shake hands



PRIM

NOUR

UNIT

2

MY SCHOOL BAG

BACK TO SCHOOL

with my best wishes,  
Mr. Mahmoud Hefny



مستتر / محمود هفني

01113761433

01155211718

Mr. Mahmoud Hefny  
NouR 01113761433

22





● لاحظ وخلي بالك كويس :  
 ● لما نيجي نسأل عن حاجه غير عاقل نقول :  
 ● What`s This? ما هذا؟  
 ● It`s pencil . هذا قلم رصاص.



It`s a book.

What`s This?







# Ask and answer What's this?



What's This?  
ما هذہ؟



It's a bag .  
هذہ حقیبہ

It's a pen .  
هذہ قلم جاف



What's This?  
ما هذہ؟




It's a pencil.  
هذہ قلم رصاص

It's a pencil case .  
هذہ مقلمة



What's This?  
ما هذہ؟



It's a ruler .  
هذہ مسطرة

It's a sharpener.  
هذہ مبراة

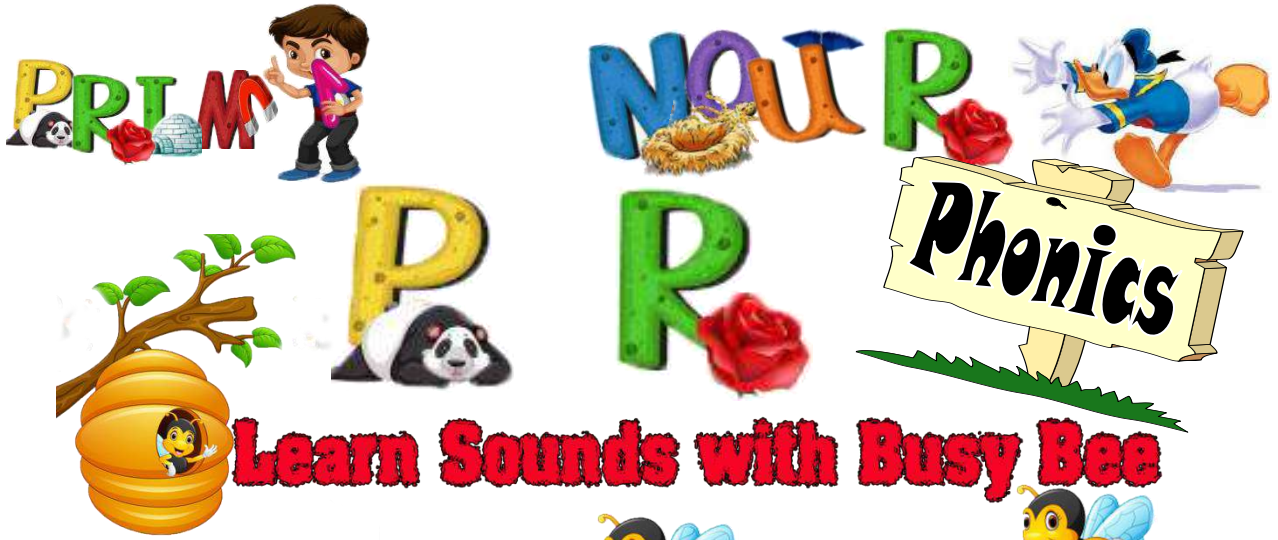


It's my school bag .

What's This?  
ما هذہ؟







**Learn Sounds with Busy Bee**

It's...  It's... 



What's this ?

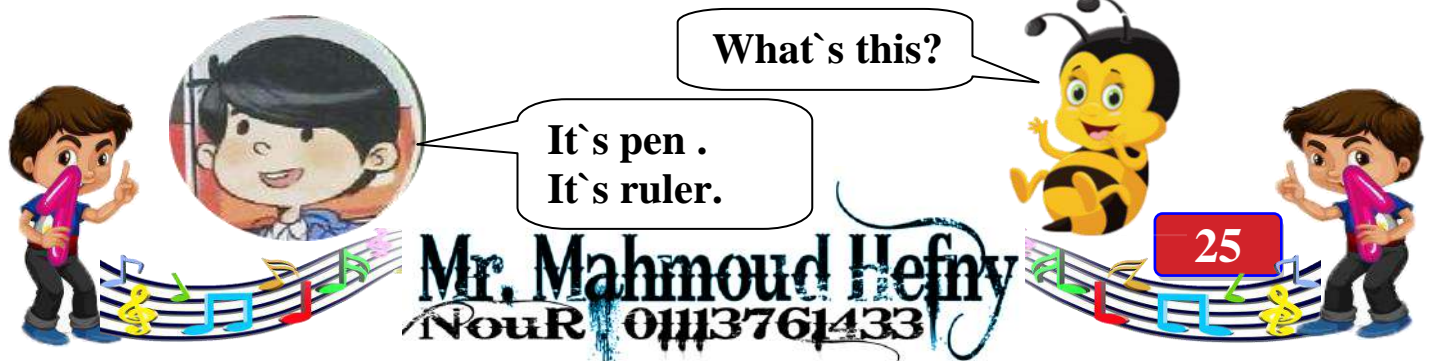
It's...  It's... 



What's this ?

What's this?

It's pen .  
It's ruler.





Date :-  
Signature :-

# Hand Writing



ما هذا؟



حقيبة



قلم جاف



قلم رصاص

What`s this?

bag

pen

pencil

What`s this?

bag

pen

pencil

What`s this?

bag

pen

pencil



ما هذا؟



مقلمة



مسطرة



مبراة

What`s this?

Pencil case

ruler

sharpener

What`s this?

Pencil case

ruler

sharpener

What`s this?

Pencil case

ruler

sharpener





**1- Match :**

1 ruler •

2 Pencil case •

3 bag •

4 pen •

5 sharpener •



**2- Listen and answer Yes \ No :-**

1- It is bag.




2- It is pencil case .




3- It is ruler .





**3- Look and Circle :**



pencil

أحمر

red



sharpener



ruler



pen

pencil case

read

pencil case

bag

pin

**4- Read and write:-**



1- What is this?

1- What is this?

1- What is this?

1- What is this?



PRIM



NOUR



Time for Math



# أغنية الأرقام



يلا نغني سوا



واحد يعني one والشمس اسمها sun



اتنين يعني two واذهب يلا go

ثلاثة يعني three والشجرة اسمها tree



اربعة يعني four والكرة اسمها ball

خمسة يعني five وحياءه هي life



Mr. Mahmoud Hefny  
NouR 01113761433

28







# Learn numbers with Busy Bee



خلي بالك لما نيجي نحول المفرد الي  
جمع نزود علي الكلمة المفرد حرف S  
زي الكلمات دي :  
Pen pens. -Bag bags. -Book books.

وكم ان لما نيجي نعد نقول الرقم  
الاول وبعدين الاسم بعده :  
one pen. - two bags. - three books.





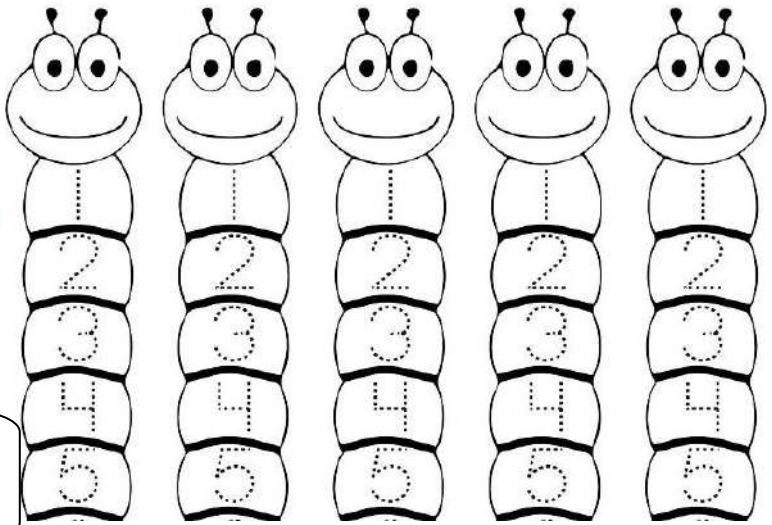


I can count




I can count



Trace and say




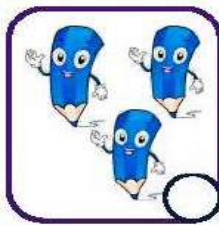
عد يا شاطر  
واكتب الرقم





Date :-  
Signature :-

# Hand Writing



واحد ١

اثنان ٢

ثلاثة ٣

أربعة ٤

خمسة ٥

One 1

Two 2

Three 3

Four 4

Five 5

One 1 Two 2 Three 3 Four 4 Five 5

One 1 Two 2 Three 3 Four 4 Five 5

One 1 Two 2 Three 3 Four 4 Five 5

One 1 Two 2 Three 3 Four 4 Five 5







**1- Point to the object:**

**1** one



**2** three



**3** five



**2- Match:**

**1** two •

**2** three •

**3** one •

**4** five •

**5** four •



**3- Look and count :-**



.....

.....

.....

.....

.....

**4- Look and write :**





PRIM



NOUR



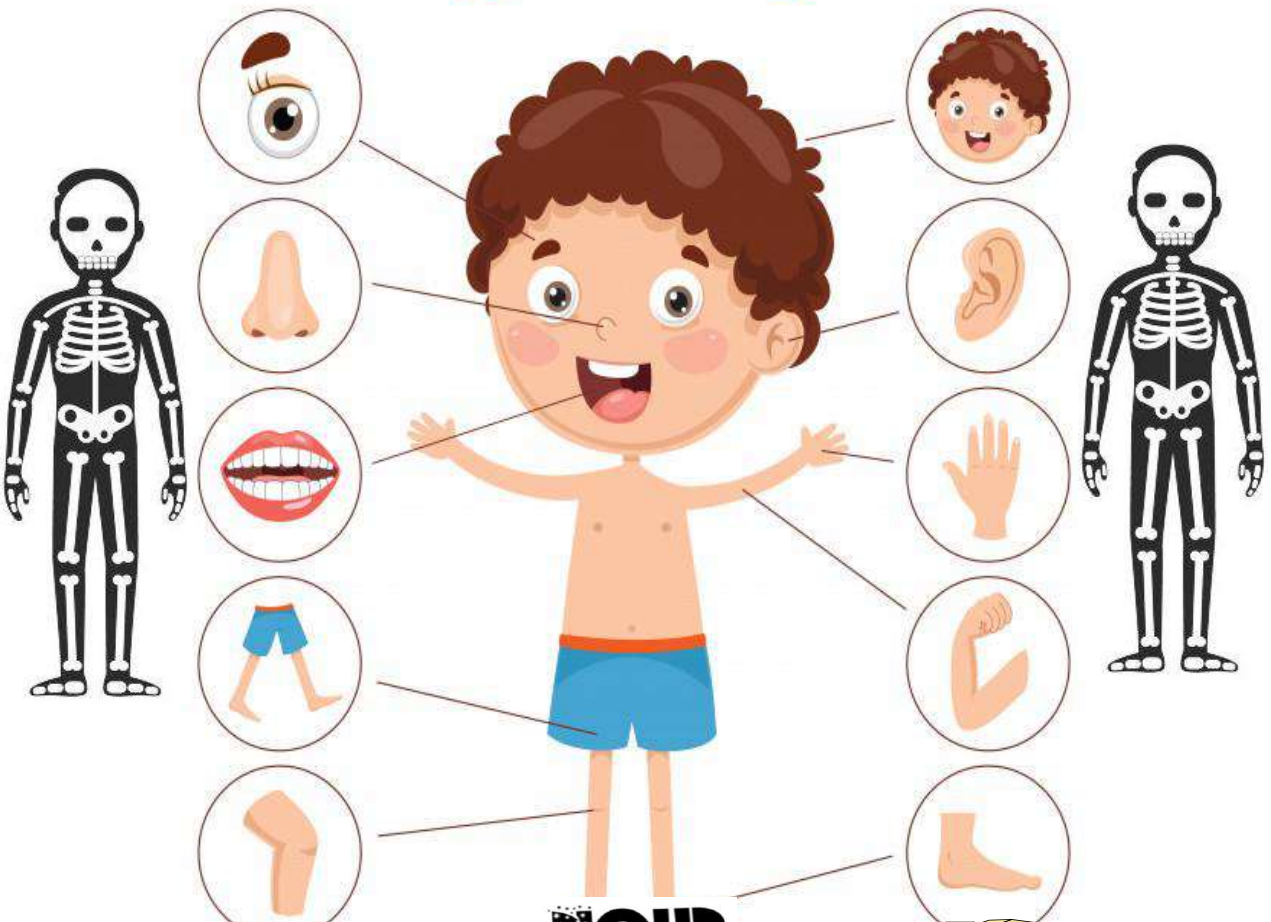
UNIT

3

This is me



MY BODY



with my best wishes,  
Mr. Mahmoud Hefny



مستتر / محمود هفني

0113761433

01155211718

Mr. Mahmoud Hefny  
NouR 0113761433

33







● لاحظ وخلي بالك كويس :

● كلمة This is هي اسم اشاره معناه هذا - هذه

ونستخدمه لما نشاور علي حاجه مفرد قريب :

● This is my nose . هذه أنفي



This is book.

لمس Touch

استمع Listen







# Know your body

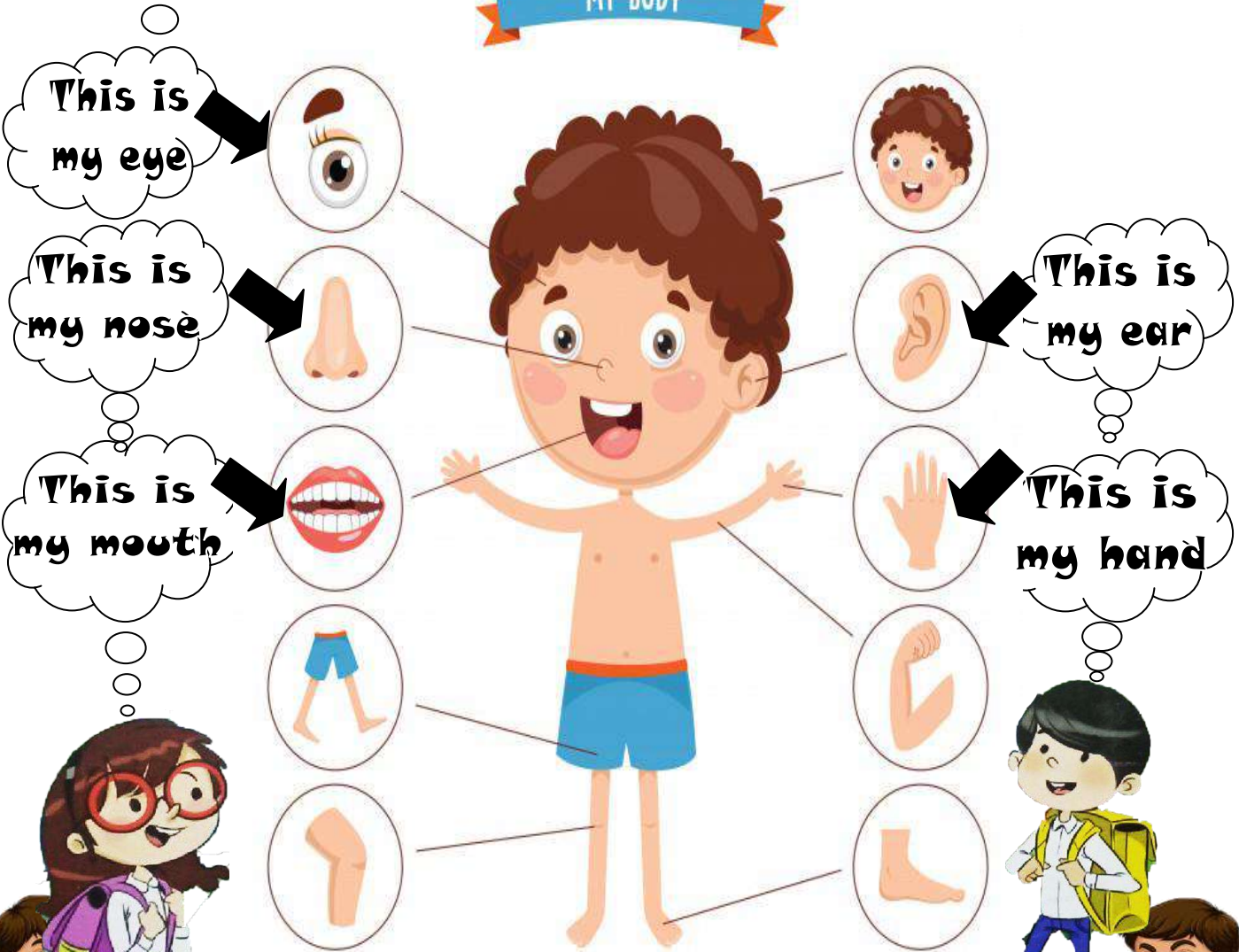


Now point and say :  
This is my .....

This is my eye . هذه عيني.  
This is my ear . هذه أذني.



## MY BODY





Date :-  
Signature :-

# Hand Writing



استمع	المس	هذا	أحسننت
Listen	Touch	This is	Well done
Listen	Touch	This is	Well done
Listen	Touch	This is	Well done

عين	أنف	فم	أذن	يد
eye	nose	mouth	ear	hand
eye	nose	mouth	ear	hand
eye	nose	mouth	ear	hand









**1- Read and Match :**

- 1 ear •
- 2 hear •
- 3 hand •
- 4 nose •
- 5 touch •



**2- Listen and answer Yes \ No :-**

- 1- This is ear. 
- 2- This is nose. 
- 3- This is mouth. 
- 4- This is hand. 



**3- Look and Circle :**



nose  
mouth

mouth  
mouse

listen  
touch

house  
hand

ear  
eye

**4- Copy :**

This is hand.

\_\_\_\_\_



PRIM



NOUR



Phonics



N H

# Learn Sounds with Busy Bee



This is



This is



This is



This is



What's this?

This is a hand.  
This is a nose.



Mr. Mahmoud Hefny  
NouR 01113761433





Date :-  
Signature :-

# Hand Writing



هذا

يد

قبعة

شعر

This is

hand

hat

hair

This is

hand

hat

hair

This is

hand

hat

hair



هذا

أنف

مكسرات

رقبة

This is

nose

nuts

neck

This is

nose

nuts

neck

This is

nose

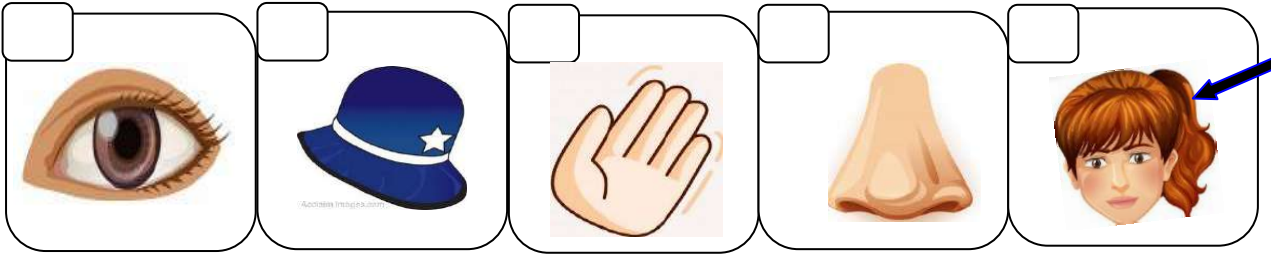
nuts

neck






**1- Listen and number the pictures: Exercises**



**1- Match :**



**3- Listen and write The missing letter :-**



**3- Look and Circle :**





PRIM

NOUR



Let's be clean!

Issues

This is....



This is



What's this?

This is a hand .  
This is face.



Mr. Mahmoud Hefny  
Nour 01113761433



# Let's be clean !



Wash my hands .  
أغسل يدي



Wash my face .  
أغسل وجهي

brush my teeth .  
أغسل أسناني



comb my hair .  
أسرح شعري



Wash salad  
أغسل  
السلطة



Well done  
أحسنتم







Date :-  
Signature :-

# Hand Writing



يفسل

wash

wash

wash



يفسل بالفرشاة

brush

brush

brush



يسرح بالمشط

comb

comb

comb



شعر

hair

hair

hair



يد

hand

hand

hand



أسنان

teeth

teeth

teeth



وجه

face

face

face



سلطة

salad

salad

salad



# PRIM NOUR Exercises


## 1- Point to the object:

1 **face**   


---


2 **teeth**   


---

3 **hand**   


## 2- Listen and answer Yes \ No :-

1- wash salad. 


2- brush my teeth. 


3- comb hair. 


## 3- Match :



salad
teeth
wash
mouth
comb











PRIM

NOUR

UNIT

4

LET'S PLAY MUSIC



MUSIC



with my best wishes,  
Mr. Mahmoud Hefny



مستتر / محمود هفني

01113761433

01155211718



Mr. Mahmoud Hefny  
NouR 01113761433



45





● لاحظ وخلي بالك كويس :

● كلمة I can ( أنا أستطيع ) ونستخدمها لما

نتكلم علي حاجات نقدر نعملها :

● I can play the guitar.

أنا أستطيع أن اعزف على الجيتار



I can play the flute.  
I can play the piano.

يعزف play  
موسيقي Music  
معاً together







# Let's play music



Music موسيقي  
Let's هيا بنا



guitar الجيتار  
drum الطبله  
flute الفلوت  
piano البيانو

I can play the flute .

أستطيع أن أعزف علي الفلوت

I can play the drum .

أستطيع أن أعزف علي الطبله

I can play the guitar .

أستطيع أن أعزف علي الجيتار

I can play the piano .

أستطيع أن أعزف علي البيانو



I love music .

Let's play music .  
Let's play music .



ging





Date :-  
Signature :-

# Hand Writing



هيا بنا

يعزف علي

موسيقي

طبله

Let`s

play

music

drum

Let`s

play

music

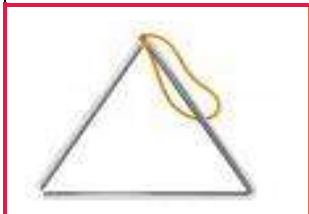
drum

Let`s

play

music

drum



مثلث

جيتار

بيانو

فلوت - ناي

triangle

guitar

piano

flute

triangle

guitar

piano

flute

triangle

guitar

piano

flute










**1- Match Words with pictures :**

Drum			
guitar			
flute			
triangle			
piano			

**2- Listen and answer Yes \ No :-**

- I can play. 
- let`s play piano . 
- I can play drum. 

**3- Look and Circle :**

				
piano drum	triangle music	flute music	triangle guitar	piano play

**4- Copy :**

I can play.

\_\_\_\_\_

\_\_\_\_\_



PRIM



NOUR



D G

Phonics



# Learn Sounds with Busy Bee



This is



This is



drum

dog

doll



This is



This is



guitar

girl

green



What's this?

This is drum.  
This is doll.



Mr. Mahmoud Hefny  
NouR 01113761433





Date :-  
Signature :-

# Hand Writing



طبله

كلب

عروسه

D d

drum

dog

doll

D d

drum

dog

doll

D d

drum

dog

doll



أخضر

جيتار

بنت

اخضر

G g

guitar

girl

green

G g

guitar

girl

green

G g




guitar

girl





green







**1- Listen and number the pictures:**

		أخضر		
---	---	------	--	---

**2- Match :**

	girl	
	drum	
	dog	
	green	
	guitar	أخضر

**3- Listen and write The missing letter :-**

....rum		....og	
.....uitar		....irl	

**4- Look and Circle :**

 guitar girl	 doll drum	 doll dog	 drum dog	 guitar girl
---	---	--	---	---

Mr. Mahmoud Hefny  
NouR 01113761433

52

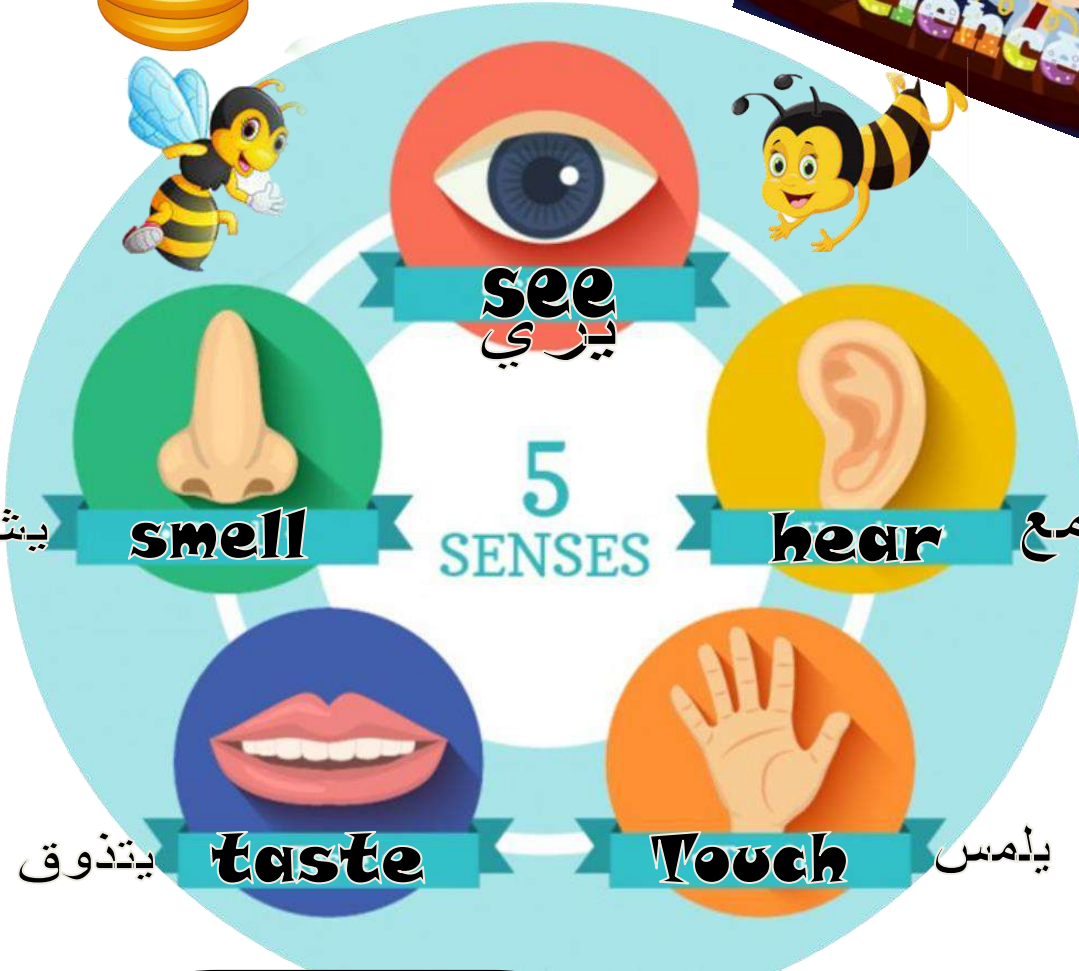


PRIM

NOUR



# Our Senses



I can touch.

أستطيع أن ألمس.

I can hear .

أستطيع أن أسمع .

I can taste .

أستطيع أن أتذوق .

I can smell .

أستطيع أن أشم .





Date :-  
Signature :-

# Hand Writing



يتذوق

يلمس

يشم

يسمع

يري

taste

touch

smell

hear

see

taste

touch

smell

hear

see

taste

touch

smell

hear

see

taste

touch

smell

hear

see

taste

touch

smell

hear

see





# PRIM NOUR Exercises

## 1- Listen and number the pictures:



## 2- Match :

- 1 taste •
- 2 touch •
- 3 smell •
- 4 hear •
- 5 see •



## 3- Listen and answer Yes \ No :-

- 1- I can taste .
- 2- I can smell .
- 3- I can see.

## 4- Look and Circle :

				
hear touch	play book	see smell	hear touch	see bee


PRIM

NOUR

UNIT

5

IT'S MY BIRTHDAY



HAPPY Birthday

NOUR Series

with my best wishes,  
Mr. Mahmoud Hefny



مستتر / محمود هفني

01113761433

01155211718




Mr. Mahmoud Hefny  
NouR 01113761433



56





● **لاحظ وخلي بالك كويس :**  
 ● **لما تيجي تسأل واحد عن عمره نقول:**  
 ● **How old are you? كم عمرك؟**  
 ● **I'm ten . أنا عندي ١٠ سنوات .**



I`m seven .  
 How old are you?

How old  
 are you?  
 I'm nine .





Date :-  
Signature :-

# Hand Writing



6

7

8

9

10

٦

٧

٨

٩

١٠

Six 6

Seven 7

eight 8

nine 9

Ten 10

six 6

Seven 7

eight 8

nine 9

Ten 10

six 6

Seven 7

eight 8

nine 9

Ten 10

six 6

Seven 7

eight 8

nine 9

Ten 10

six 6

Seven 7

eight 8

nine 9

Ten 10





**1- Match :**

- 1** eight •
- 2** six •
- 3** nine •
- 4** seven •
- 5** ten •



**2- Look and write:-**



**3- Look and write ( I`m .....):-**



- 1-** How old are you?  
.....
- 2-** How old are you?  
.....
- 3-** How old are you?  
.....
- 4-** How old are you?  
.....

**4- Listen and answer Yes \ No :-**

- 1-** I`m eight . 
- 2-** I`m ten . 
- 3-** I`m three. 



PRIM



NOUR



Phonics



COO



# Learn Sounds with Busy Bee



This is



This is



cake



card



candle



This is



This is



orange



oil



olives

It's oil.  
It's card.

What's  
this?



Mr. Mahmoud Hefny  
NouR 01113761433











1- Listen and number the picture :-



2- Unscramble the words under the pictures:-

1	2	3	4
			
cadnle	oli	ckae	cdar
↓	↓	↓	↓
_____	_____	_____	_____

3- Look and Circle :

				
olives orange	oil cake	olives drum	cake card	cake candle

4- Listen and write The missing letter :-

...il		...ake	
....ard		....range	







# Learn Colors eith Busy Bee



Let's color

I like Red

I like أنا أحب

I like orang



Red احمر



orange



I like green

I like yellow



green

اخضر



yellow

اصفر



I like blue

I like black



blue

ازرق



black

اسود





Date :-  
Signature :-

# Hand Writing







<p>ألوان</p>	<p>أحمر</p>	<p>برتقالي</p>	<p>أصفر</p>
<p>colors</p>	<p>red</p>	<p>orange</p>	<p>yellow</p>
<p>colors</p>	<p>red</p>	<p>orange</p>	<p>yellow</p>
<p>colors</p>	<p>red</p>	<p>orange</p>	<p>yellow</p>
<p> </p>	<p> </p>	<p> </p>	<p> </p>
<p> </p>	<p> </p>	<p> </p>	<p> </p>
<p> </p>	<p> </p>	<p> </p>	<p> </p>
<p> </p>	<p> </p>	<p> </p>	<p> </p>
<p> </p>	<p> </p>	<p> </p>	<p> </p>
<p> </p>	<p> </p>	<p> </p>	<p> </p>
<p> </p>	<p> </p>	<p> </p>	<p> </p>
<p> </p>	<p> </p>	<p> </p>	<p> </p>
<p> </p>	<p> </p>	<p> </p>	<p> </p>
<p> </p>	<p> </p>	<p> </p>	<p> </p>
<p> </p>	<p> </p>	<p> </p>	<p> </p>
<p> </p>	<p> </p>	<p> </p>	<p> </p>
<p> </p>	<p> </p>	<p> </p>	<p> </p>
<p> </p>	<p> </p>	<p> </p>	<p> </p>








**1- Unscramble the words under the pictures:-**

<b>1</b> 	<b>2</b> 	<b>3</b> 	<b>4</b> 
rde ↓ _____	ornage ↓ _____	yoellw ↓ _____	geren ↓ _____

**2- Look and write ( It is ..... ) :-**

<b>1</b> 	<b>2</b> 	<b>3</b> 
_____	_____	_____

**3- Listen and answer Yes \ No :-**

<b>1-</b> I like red.		<input type="checkbox"/>	
<b>2-</b> I like blue.		<input type="checkbox"/>	
<b>3-</b> I like orange.		<input type="checkbox"/>	

**4- Look and Circle :**

 blue yellow	 red black	 orange green	 blue yellow	 green Orange
---	---	--	--	--



PRIM NOUR UNIT 6 With my Family



with my best wishes,  
Mr. Mahmoud Hefny



مستتر / محمود هفني


01113761433  
01155211718



Mr. Mahmoud Hefny  
NouR 01113761433

66





Unit 6

With my family

Vocabulary Unit 6



1 Look, listen and repeat

Have some tea, Mother.

Please have some cake, Grandmother.

Thank you, Hany.

Thank you, Hana.

48

● **لاحظ وخلي بالك كويس :**

● **Have some** ..... **تفضل بعض** .....

● **Thank you** . **شكرا** .



Mother **أمي**  
grandmother  
الجددة

Have some cakes.

Have some orange.

Thank you.





PRIM

NOUR

FAMILY

Know your Family

grandfather grandmother

جدي

جدتي

father

mother

أبي

أمي

أخي

أختي

brother

sister

Family Tree

Who is this?  
من هذا؟

This is my  
grandfather

Mr. Mahmoud Hefny  
NouR 01113761433

68



Listen, Point and say  
Who is this?



Who is this?  
من هذا؟

This is my father  
هذا أبى



Who is this?  
من هذه؟

This is my mother  
هذه أمي








**1- Match :**

- 1** brother •
- 2** sister •
- 3** grandmother •
- 4** grandmother •



**2- Listen and answer Yes \ No :-**

- 1-** This is my mother.
- 2-** This is my sister.
- 3-** This is my father.



**3- Look and Circle :**

				
sister	sister	sister	grandfather	father
family	brother	mother	television	family



PRIM



NOUR



F



Phonics

# Learn Sounds with Busy Bee

علم



أبي



عائلي




flag



father



family



علم	أبي	عائلي
-----	-----	-------



شاي



تلفاز



شاي



tea



television



tree



شاي	تلفاز	شاي
-----	-------	-----








Date :-  
Signature :-

# Hand Writing



علم

أب

العائلة

F f

flag

father

family



شاي

شجرة

تلفاز

T t

tea

tree

television



# PRIM NOUR Exercises

## 1- Match :



- Family
- father
- tea
- flag
- tee
- television



## 2- Listen and answer Yes | No :-

1- This is tree.



2- This is flag.



3- This is my family.



## 3- Listen and write t | f :-


...elevision



...ea



...lag



...ather





PRIM NOUR

UNIT 7

At Home



with my best wishes,  
Mr. Mahmoud Hefny

**NOUR**  
Series

مستتر / محمود هفني

01113761433  
01155211718



Mr. Mahmoud Hefny

NouR 01113761433

75





● **لاحظ وخلي بالك كويس :**

كلمة **where** معناها أين وبتسأل عن المكان ونجاوب عليها بحروف الجر (in)

● **Where's the boy?** أين الولد؟

● **He's in the living room.** هو في حجرة المعيشة .



**At Home** في المنزل

**In** في

**Living room** حجرة المعيشة





PRIMA

NOUR

# Where's My home



حجرة  
الجلوس

حجرة  
النوم

المطبخ



living room

bedroom

kitchen

الحمام

الحديقة



bathroom

garden

She

هي

He

هو

where's  
the boy?

In the  
kitchen





Date :-  
Signature :-

# Hand Writing



?



أين

في

حجرة المعيشة


حجرة النوم

Where`s

in

Living room

bedroom



المطبخ

الحمام

الحديقة

هو

kitchen

bathroom

garden

he





1- Match :



- garden
- bathroom
- kitchen
- bedroom
- Living room
- he



2- Listen and answer Yes \ No :-

1- This is bedroom.



2- This is garden.



3- This is bathroom.



3- Look and Circle :



kitchen



garden



Living room



bathroom



garden

bedroom

bathroom

kitchen



bedroom

Bathroom





# Let's Colour My House



## Look and Match :



**kitchen**



**bathroom**



**garden**



**bedroom**





PRIM



NOUR



A

S

Phonics

# Learn Sounds with Busy Bee


تفاحة



نملة



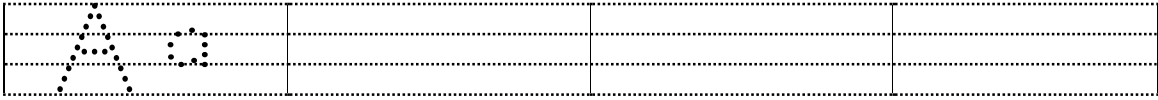
سهم



apple

ant

arrow



نجمة



مربع



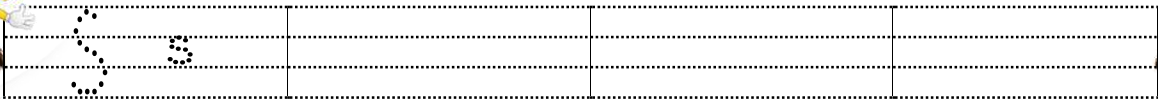
شمس



star

square

sun










# Exercises

## 1- Match :



star

square

SUN

apple

SUN

ant



## 2- Listen and answer Yes | No :-

1- This is apple.



2- This is square.



3- This is ant.




## 3- Listen and write a | s :-

....pple



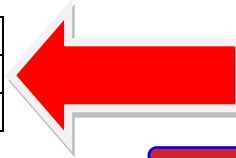
....quare



....tar





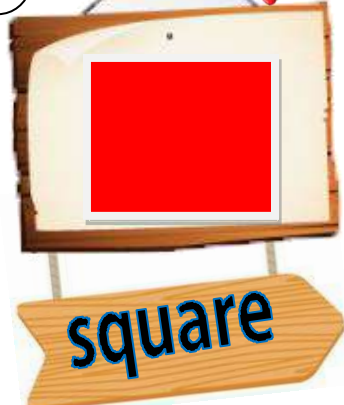
....rrow



# Learn shapes with Busy Bee



نجمة      Shapes الاشكال      مربع



What's this?  
This is a star.  
This is a square.







Date :-  
Signature :-

# Hand Writing




أشكال

shapes



نجمه

star




مربع

square



مثلث

triangle



دائرة

circle



مستطيل

rectangle



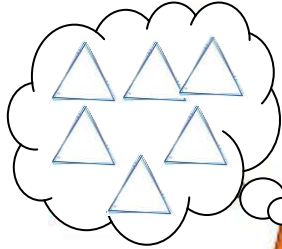


PRIM



NOUR








# Count and Write numbers and shapes


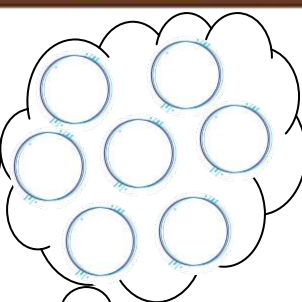





 + 
 
 = 
 


 - 
 
 = 
 





PRIM NOUR UNIT 8 At the pyramids



with my best wishes,  
Mr. Mahmoud Hefny



مستتر / محمود هفني

01113761433  
01155211718



Mr. Mahmoud Hefny 87  
NouR 01113761433





● **لاحظ وخلي بالك كويس :**  
 نستخدم كلمة IS لوصف شيء ونجيب بعدها الصفه:  
 ● The camel is big . الجمل كبير  
 ● The ant is small . النملة صغيره .



- The camel is big .
- The ant is small .
- The pyramid is big .
- The stone is small .

Big كبير  
 Small صغير







# Listen, point and say



I can see Pyramids .  
أنا أرى الاهرامات .

The Pyramid is big .  
الهرم كبير .



This is sphinx . هذا أبو الهول .  
It is big . انه كبير .

What is this?  
ما هذا؟



Who is he?  
من هو؟



He is a king .  
هو ملك .



She is a queen .  
هي ملكة .

Who is she?  
من هي؟



I love Egypt .  
أنا بحب مصر





Date :-  
Signature :-

# Hand Writing



أهرامات

Pyramids



ابو الهول

Sphinx



ملك

King



ملكة

Queen



أحجار

stones



مفتاح

Key



جمل

Camel



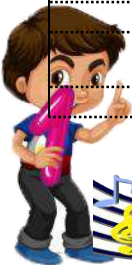
كبير

big



صغير


small





**1- Listen and answer Yes \ No :-**

- 1- This is Sphinx.
- 2- This is big.
- 3- This is Pyramid.



**2- Look and Circle :**



Pyramid  
Sphinx



King  
Queen



small  
big



Queen  
King



big  
small

**3- Match :**



key
Pyramids
big
King
Camel
Sphinx



PRIM



NOUR



# Learn sounds with Busy Bee



ملكة



queen


اهدأ




quiet



queen



طياره ورق



kite

ملك



king

مفتاح



key



king







Date :-  
Signature :-

# Hand Writing



			
	<p>ملك</p>	<p>مفتاح</p>	<p>طياره ورق</p>
<p>K k</p>	<p>king</p>	<p>key</p>	<p>kite</p>
<p> </p>	<p> </p>	<p> </p>	<p> </p>
			
	<p>ملكة</p>	<p>اهدأ</p>	<p>أهدأ</p>
<p>Q q</p>	<p>queen</p>	<p>quiet</p>	<p>quiet</p>
<p> </p>	<p> </p>	<p> </p>	<p> </p>



**1- Listen and answer Yes \ No :-**






- 1-** This is quiet.
- 2-** This is queen.
- 3-** This is king.



**2- Look and Circle :**

				
key	king	king	key	quiet
kite	queen	queen	kite	quit

**3- Match :**

	queen	
	kite	
	king	
	quiet	
	key	

**4- Listen and write q \ k :-**

	....ueen		....ey		
 <b>Mr. Mahmoud Hefny</b> NouR 01113761433					



# I live in Egypt

## I live in.....

بورسعيد

الإسكندرية



I live in  
Cairo

Port Said

Alexadria

I live in  
Luxor

الاقصر

أسوان

القاهرة



Luxor

Aswan

Cairo

I live in  
انا أعيش في...

I live in Luxor.  
I live in Aswan .



Date :-  
Signature :-

# Hand Writing



أنا أعيش في

I live in




بور سعيد

Port Said



الاسكندرية

Alexandria



الاقصر

Luxor



أسوان

Aswan



القاهرة

Cairo





PRIM



NOUR



UNIT

9

At the beach



with my best wishes,  
Mr. Mahmoud Hefny



مستتر / محمود هفني

01113761433

01155211718



Mr. Mahmoud Hefny  
NouR 01113761433

97







● **لاحظ وخلي بالك كويس :**  
 كلمة I can (أنا أستطيع) ونستخدمها لما نتكلم  
 علي حاجات نقدر نعملها :  
 I can swim. أنا أستطيع أن أعوم



- I can skip . يقفز . skip
- I can swim . يعوم . swim
- I can throw . يرمي . throw
- I can kick . يشوط . kick
- Dig يحفر . Dig





PRIM

NOUR

what can you do?

I can ...

يشوط

يحفر

يعوم



kick

dig

swim

ينط

يرمي



skip

throw

I can swim

I can kick.





Date :-  
Signature :-

# Hand Writing



شاطئ

beach



يشوط

kick



يحفر

dig



يعوم

swim



أستطيع

I can...



يعوم

swim



ينط

skip



رمي

throw







# NOUR Exercises



## 1- Listen and answer Yes \ No :-

1- I can swim.

2- I can kick.

3- I can throw.



## 2- Look and Circle :



dig

big



skip

swim



throw

beach



skip

throw



swim

kick

## 3- Match :



- beach
- skip
- dig
- kick
- swim
- throw



PRIM

NOUR

Phonics

# Learn Sounds with Busy Bee

في

حشرة

حبر



in

insect

ink

Tracing lines for the word 'in' with a dotted outline and a vertical dotted line.

تحت

شمسية

أعلي



under

umbrella

up

Tracing lines for the word 'up' with a dotted outline and a vertical dotted line.





Date :-  
Signature :-

# Hand Writing



في

حشرة

حبر

I i

in

insect

ink



تحت

شمسية

أعلى

U u


under

umbrella






up



**1- Listen and number the picture :-**



**2- Look and Circle :**

				
in	under	king	umbrella	ink
ink	insect	insect	queen	up

**3- Match :**

umbrella

insect

ink

under

in

**4- Listen and write u | i :-**

....nsect



....nk

